



Model IBT1262-60 Shown with three 2600 Watt Mr. Induction Ranges

Mr. Induction™ Mobile Induction Buffet Tables:

- Model:** IBT181-60 (w/Three 1800 Watt Ranges)
 IBT181-76 (w/Four 1800 Watt Ranges)
 IBT181-96 (w/Four 1800 Watt Ranges)
 IBT1262-60 (w/Three 2600 Watt Ranges)
 IBT1262-76 (w/Four 2600 Watt Ranges)
 IBT1262-96 (w/Four 2600 Watt Ranges)

Order Guide:

✓	Model Number	Ranges	Voltage	Power*	Length
	IBT181-60	3	110-120 Volts	1800 Watts	60"
	IBT181-76	4	110-120 Volts	1800 Watts	76"
	IBT181-96	4	110-120 Volts	1800 Watts	96"
	IBT1262-60	3	208-220 Volts	2600 Watts	60"
	IBT1262-76	4	208-220 Volts	2600 Watts	76"
	IBT1262-96	4	208-220 Volts	2600 Watts	96"

Short Form Specification:

Unit to be a Spring USA Model: **IBT**_____ [Specify: 181 for 1800 Watt ranges or 1262 for 2600 Watt ranges]-_____ [Specify Table Length: 60", 76" or 96"] Mobile Induction Buffet Table with flush mounted **Mr. Induction™** Ranges with 5 mm thick tempered glass cook tops; individual SmartScan® controls providing: voltage, pan size and type recognition, choice of power or temperature mode, Ferris pan recognition, large LED power/temp display; with heavy duty stainless steel work top with legs and 5" casters, plus all the features listed.

Construction & Performance Features–Table:

- Choice of three or four flush mounted induction ranges
- Choice of range power: 1800-Watts (110-volt) or 2600-Watts power
- Choice of table Length: 60", 76" or 96"
- 96" models provide additional work surface
- Stable, heavy-duty stainless steel table with:
- Heavy-duty 5" diameter casters with rubber tires [front locking]

Construction & Performance Features– Mr. Induction™ Ranges

- Sealed induction base with flanged cooking surface
- Rugged 5 mm thick, easy to clean tempered glass cook top
- 100% silicon rubber protective top seal
- 110-volt model has 1800 Watts of Power [Industry's highest]

Individual Solid State SmartScan® PC Controls with:

- Power-ON/OFF touch pad
- Power ON/Pan-Present indicator light
- Simple knob-set thermostat control
- Digital LED display of:
 - Power level: from 1 to 20 [Cook Mode]
 - Temperature: 90-440° F [Temp Mode]
- Cook/Temp Mode touch pad
- Cook & Temp Mode indicator lights
- Over/Under Voltage protection standard
- Durable matt-finish control panel overlay

Standard Warranty:

- One Year, Parts & Labor

Agency Listings [Induction Units]:

- FCC
- ETL
- ETL-Sanitation to NSF-4
- CETL

Available Accessories /

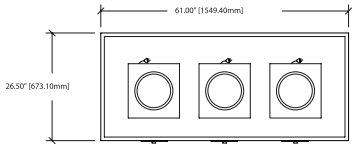
Alternative Configurations:

- Power Management System (IBT-PM) for single point plug-in connection
- Avonite top surface – Specify:
 - MW (Mahogany), WW (Walnut) or BW (Blond)
- Padded vinyl protective cover
- Induction-ready pans [See Spring USA Catalog]

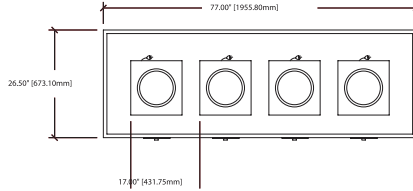
Mr. Induction™

Mobile Induction Buffet Tables:

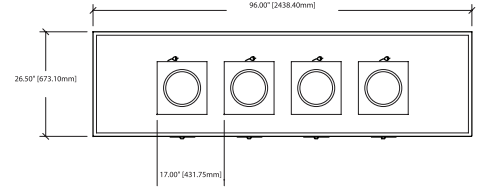
- Model:** **IBT181-60** (w/Three 1800 Watt Ranges)
 IBT181-76 (w/Four 1800 Watt Ranges)
 IBT181-96 (w/Four 1800 Watt Ranges)
 IBT1262-60 (w/Three 2600 Watt Ranges)
 IBT1262-76 (w/Four 2600 Watt Ranges)
 IBT1262-96 (w/Four 2600 Watt Ranges)



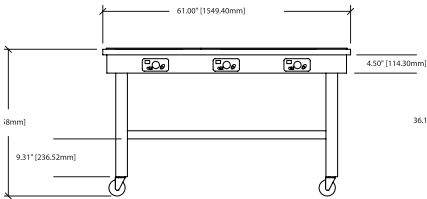
TOP VIEW [60" Models]



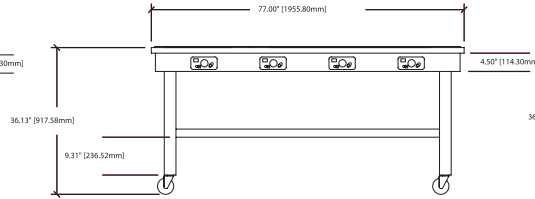
TOP VIEW [76" Models]



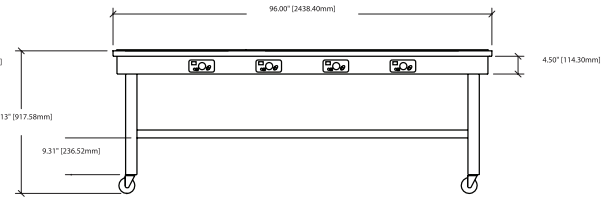
TOP VIEW [96" Models]



FRONT VIEW [60" Models]



FRONT VIEW [76" Models]



FRONT VIEW [96" Models]

[EC] Electric Requirements—[For Each Induction Range]:

Model	Voltage	Phase	Hertz	kW	Amps	Plug*	Receptacle
IBT181-60	110-120 AC	1	60	1800	15	NEMA 5-15P	NEMA 15-15R
IBT181-76	110-120 AC	1	60	1800	15	NEMA 5-15P	NEMA 15-15R
IBT181-96	110-120 AC	1	60	1800	15	NEMA 5-15P	NEMA 15-15R
IBT1262-60	208-220 AC	1	50 or 60	2600	11.8	NEMA 6-20P	NEMA 6-20R
IBT1262-76	208-220 AC	1	50 or 60	2600	11.8	NEMA 6-20P	NEMA 6-20R
IBT1262-96	208-220 AC	1	50 or 60	2600	11.8	NEMA 6-20P	NEMA 6-20R

* Individual 6' (1.8 m) power cords with plug provided [Power Management Strip Available as OPTION]

Key Dimensions (mm) & Shipping Information:


Model(s)	Unit Width	Unit Depth	Counter Height*	Shipping Weight*	Shipping Carton Dimensions		
					Length	Width	Height
IBT181-60	60" (1524)	25.5" (648)	34" (867)	156 (71 kg)	72" (1819 mm)	38" (966 mm)	47" (1199 mm)
IBT181-76	76" (1930)	25.5" (648)	34" (867)	179 (81 kg)			
IBT181-96	96" (2438)	25.5" (648)	34" (867)	199 (90 kg)			
IBT1262-60	60" (1524)	25.5" (648)	34" (867)	156 (71 kg)			
IBT1262-76	76" (1930)	25.5" (648)	34" (867)	179 (81 kg)			
IBT1262-96	96" (2438)	25.5" (648)	34" (867)	199 (90 kg)			

* 41.1" (1044 mm) to top of air filter flue intake

Notes & Conditions of Use:

1. Induction ranges require use of Ferris metal, induction-ready cookware.

CAD Symbols & Pricing:



Due to continuous product improvement, specifications are subject to change without notice